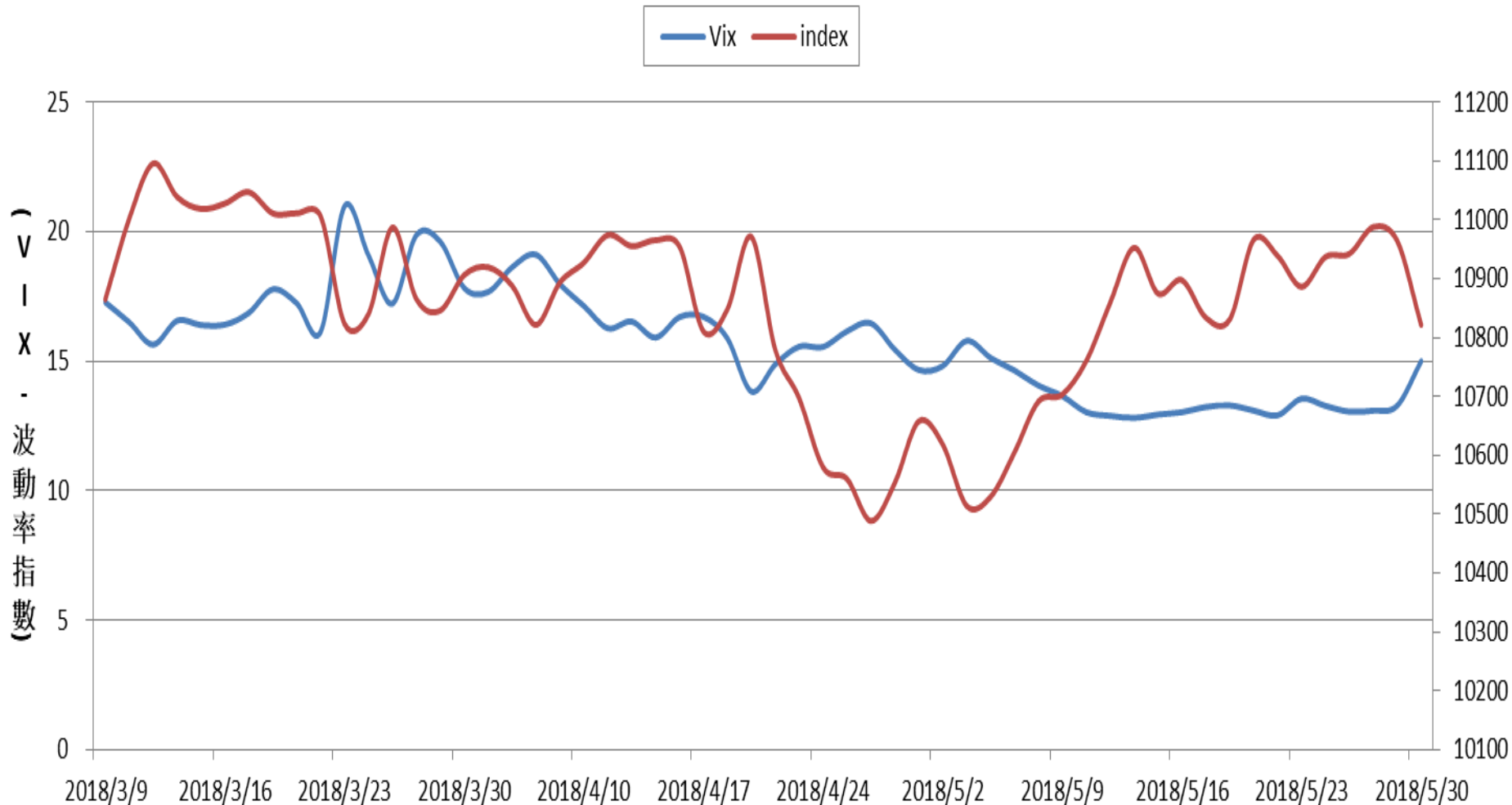
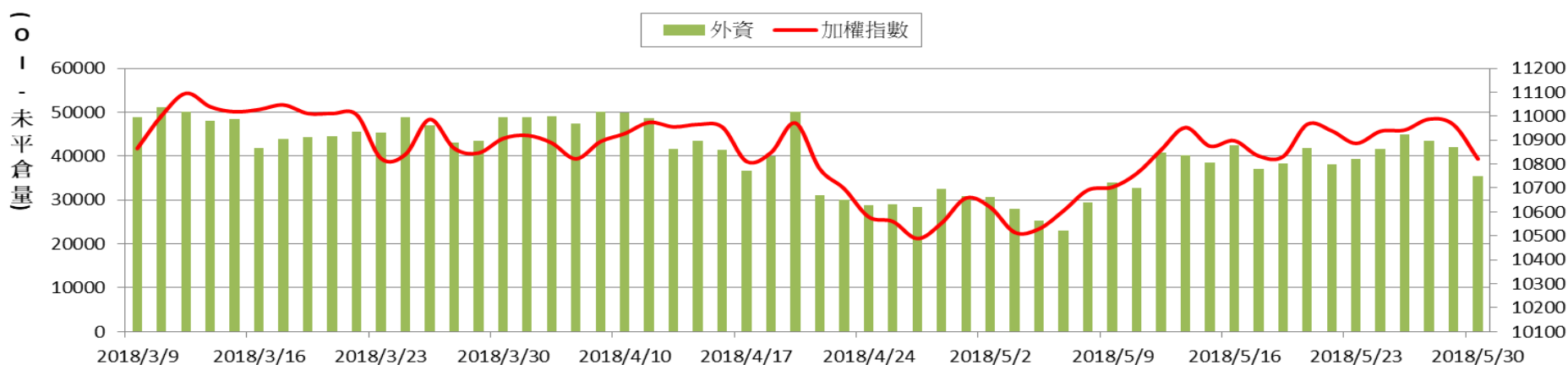
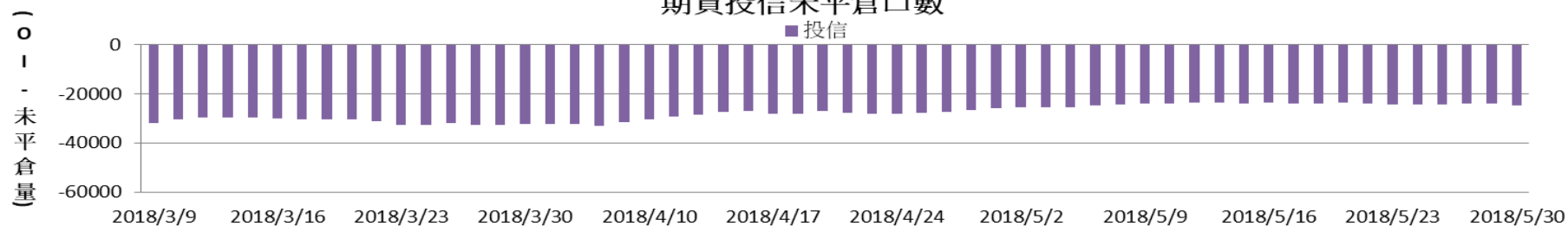
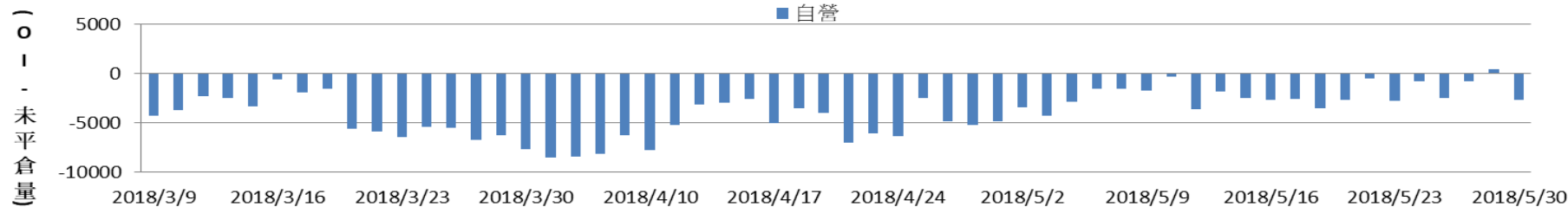
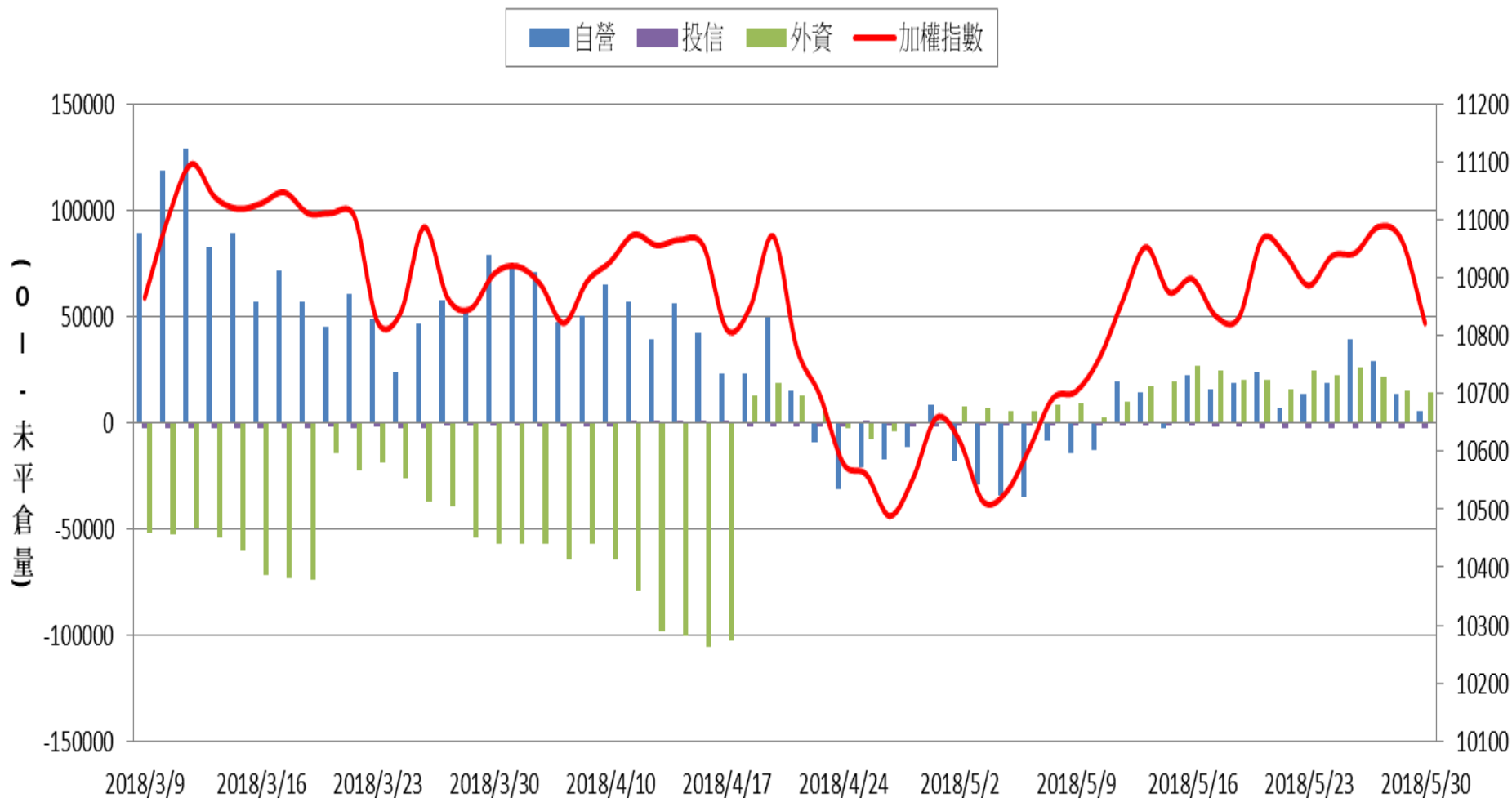


Vix指數 V.S 加權指數

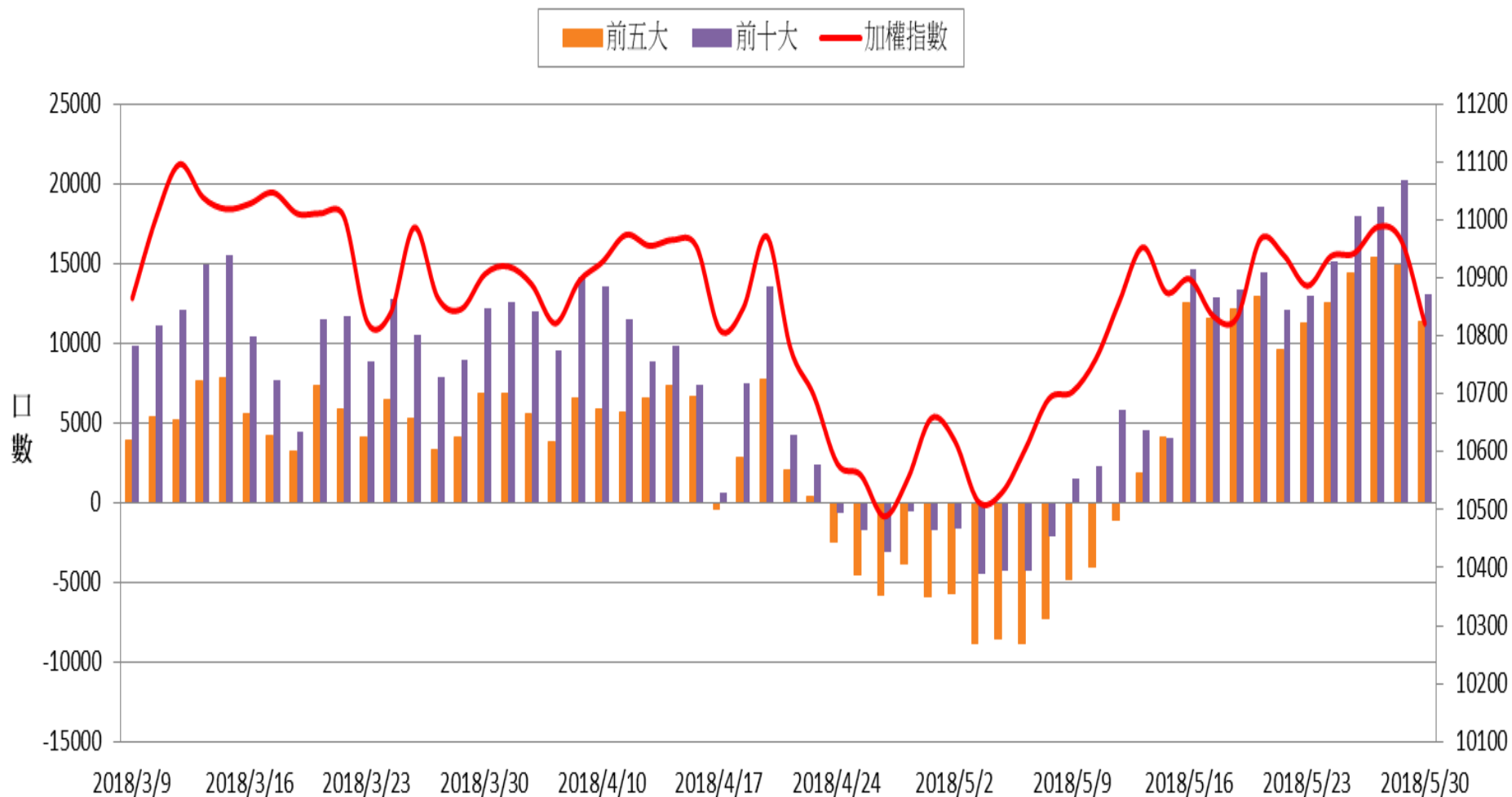


期貨外資未平倉口數V.S 加權指數

期貨投信未平倉口數

期貨自營未平倉口數


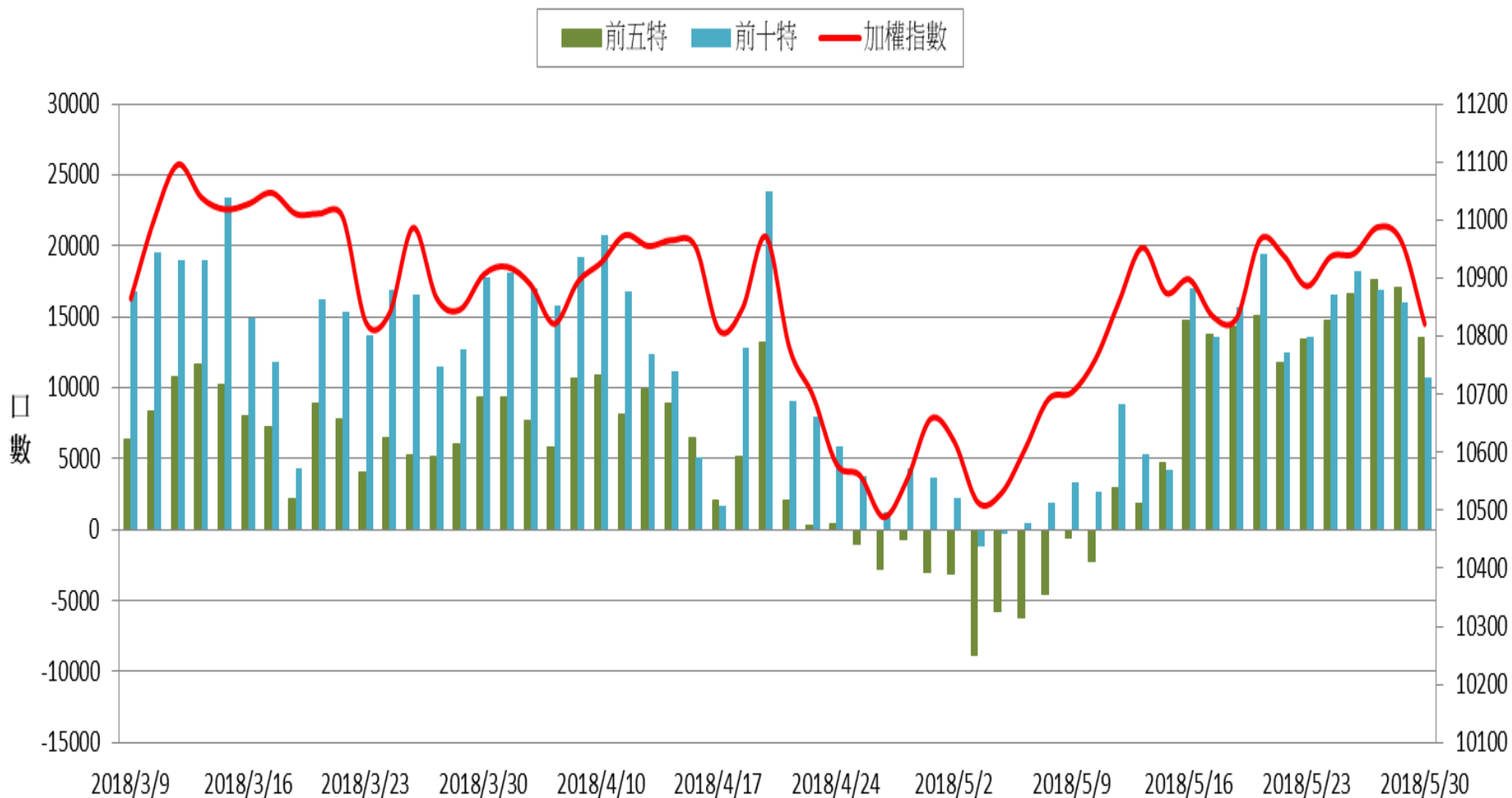
選擇權三大法人未平倉口數V.S 加權指數



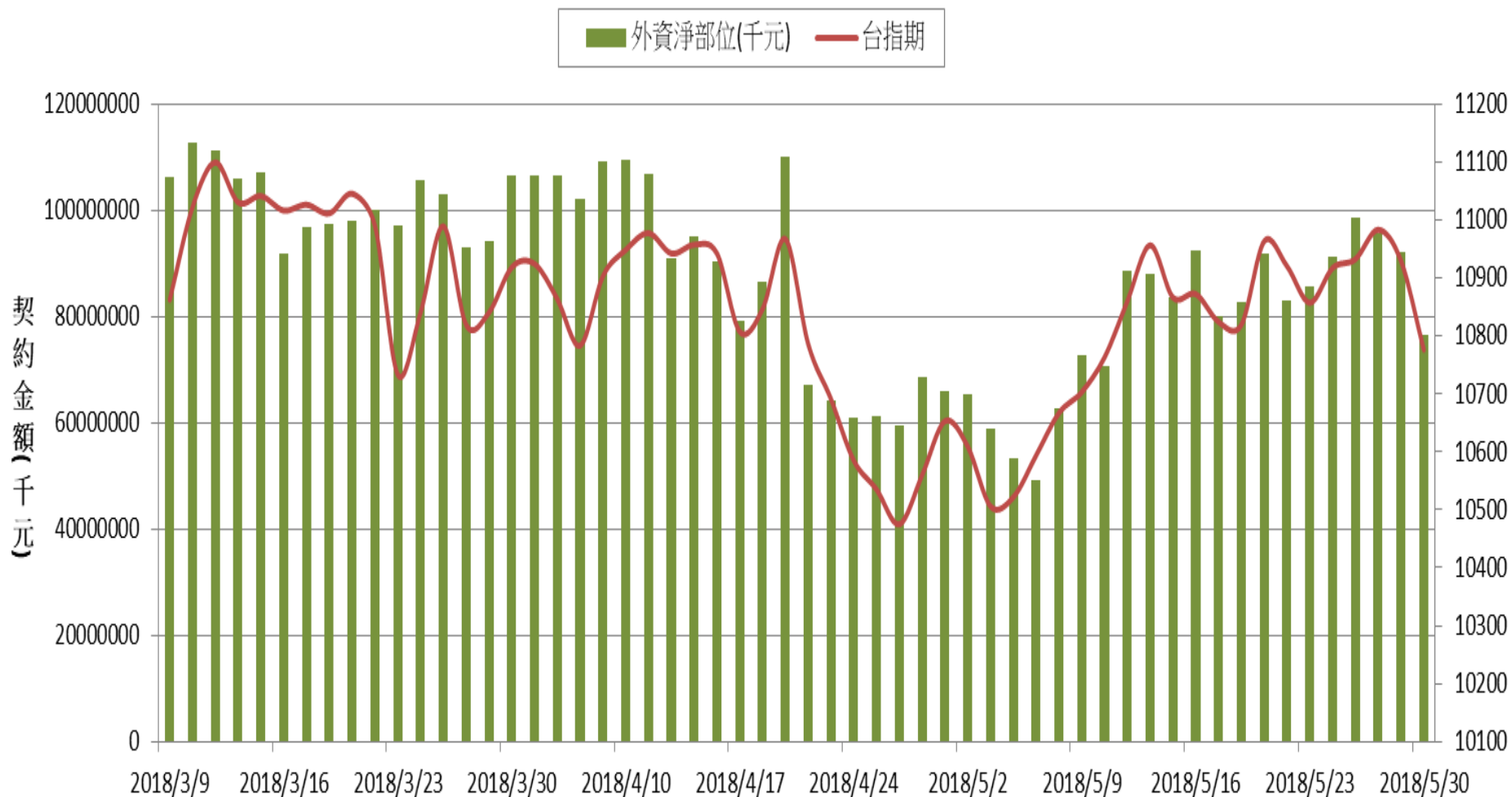
加權指數V.S期貨大額法人未平倉口數



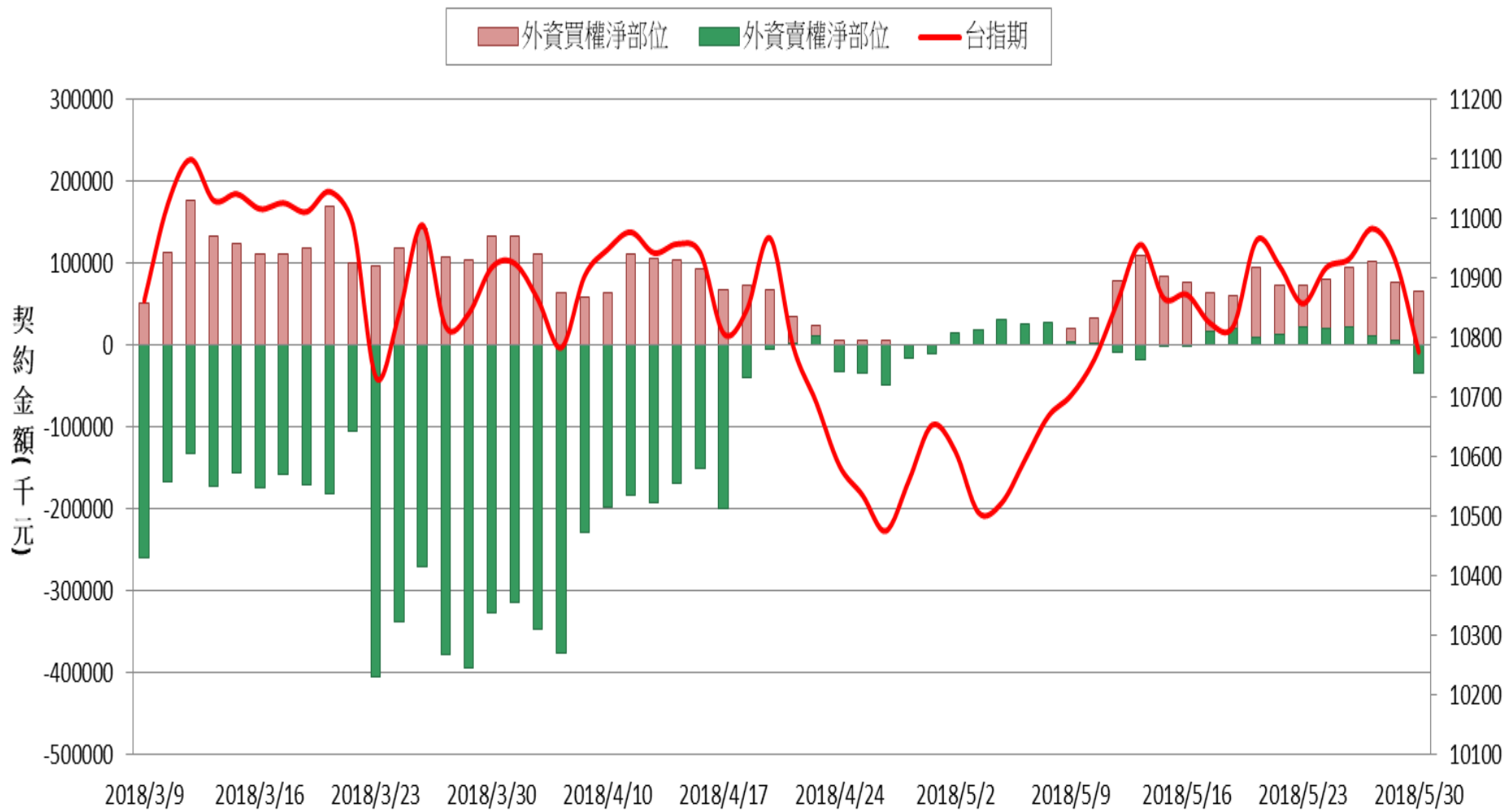
加權指數V.S期貨特定法人未平倉口數



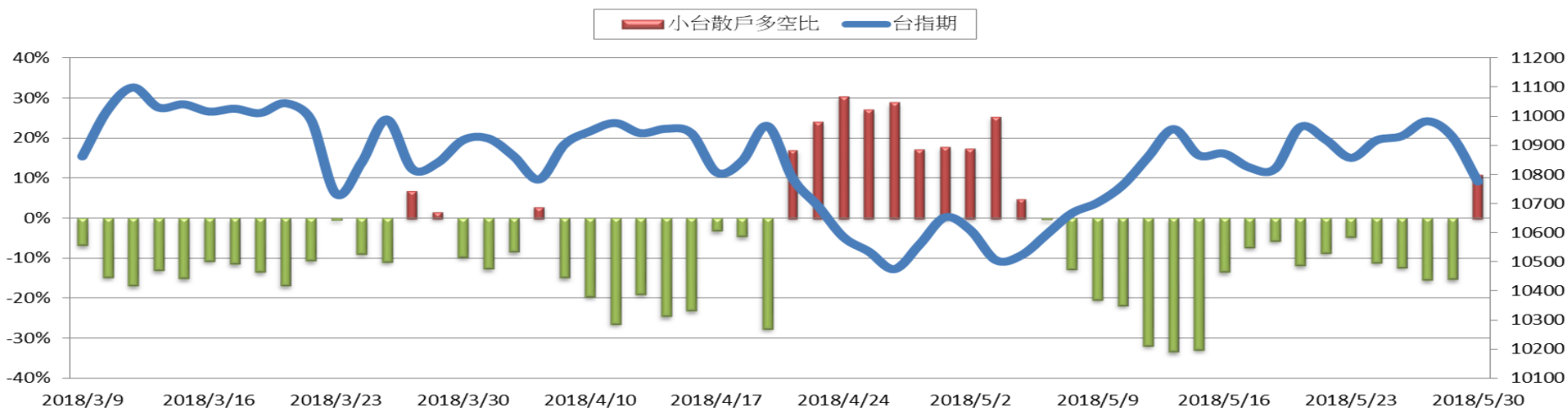
外資台指期與選擇權淨部位契約金額V.S台指期



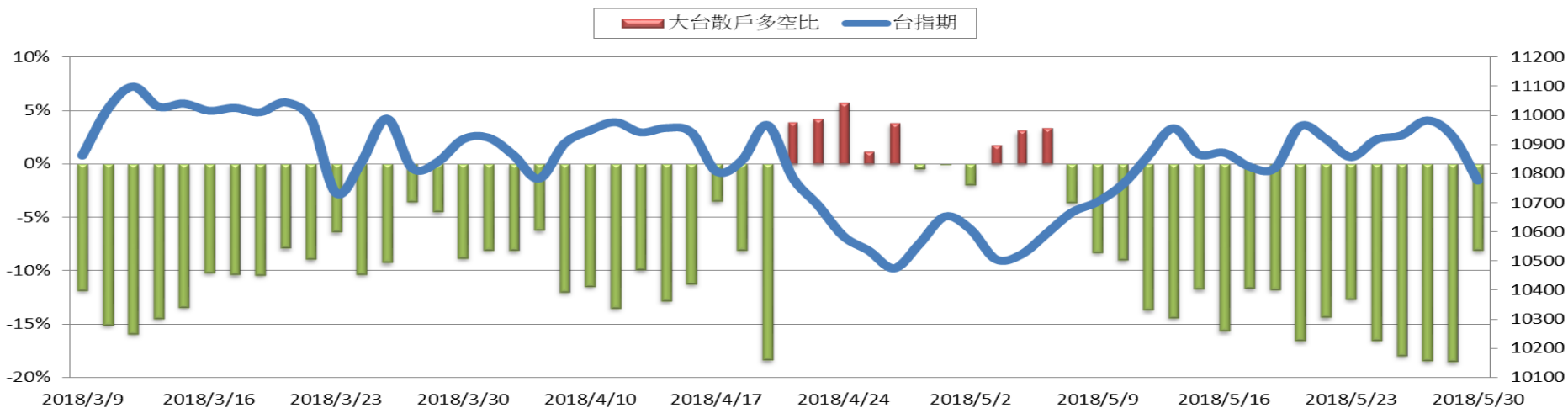
外資買賣權淨部位契約金額V.S台指期



台指期與小台散戶多空比(%)



台指期與大台散戶多空比(%)



買 權			賣 權			
Vol	OI變化	OI	履約價	OI	OI變化	Vol
0	0	2	8200	15300	(+47)	170
0	0	0	8300	2320	(+93)	296
0	0	1	8400	2773	(+1)	225
0	0	0	8500	2230	(+50)	69
0	0	2	8600	3326	0	25
0	0	0	8700	972	0	67
0	0	13	8800	3352	(+166)	343
0	0	1	8900	1782	(+276)	434
0	0	17	9000	3769	(+293)	488
0	0	2	9100	1831	(+69)	104
0	0	11	9200	3681	(+139)	295
0	0	3	9300	2931	(+116)	406
2	(+1)	22	9400	11298	(+132)	701
0	0	4	9500	5573	(+125)	337
3	(-1)	91	9600	8800	(-96)	488
0	0	4	9700	5585	(+93)	650
2	(-1)	57	9800	8483	(-25)	593
3	(+3)	93	9900	4887	(-1467)	2771
12	(+6)	180	10000	14700	(-1122)	5590
10	0	530	10100	9484	(+593)	2508
3	0	202	10200	11027	(+175)	4369
56	(-2)	254	10300	11633	(+809)	8672
76	(+36)	490	10400	13043	(-2)	10221
437	(+137)	829	10500	17652	(+99)	12446
1077	(+331)	2163	10600	15650	(-1274)	12369
2737	(+1442)	3388	10700	15768	(+291)	18130
8162	(+914)	6647	10800	13248	(-7)	14574
12178	(+3195)	11188	10900	6270	(-1465)	6854
20046	(+6124)	20859	11000	3145	(-325)	2488
17134	(+2224)	18325	11100	1561	(-341)	1335
10015	(+494)	21485	11200	1159	(-68)	351
5009	(-664)	16627	11300	565	(+32)	177
4069	(-1389)	10252	11400	709	0	116
2789	(+300)	10718	11500	19	0	0
510	(-49)	6618	11600	46	0	0
85	0	2289	11700	4	0	0
360	(+48)	5648	11800	4	0	0
77	(+4)	2189	11900	0	0	0
70	(+41)	4922	12000	6	0	0
10	0	412	12100	1	0	0
17	(+16)	2670	12200	8	0	0
10	0	168	12300	7	0	0
15	(+15)	913	12400	12	0	0
0	0	232	12500	1	0	0
0	0	572	12600	11	0	0
5	(+5)	62	12700	3	0	0
0	0	507	12800	4	0	0
5	(+5)	95	12900	5	0	0
0	0	1242	13000	8	0	0
0	0	157	13100	4	0	0
0	0	606	13200	5	0	0
10	(+10)	124	13300	5	0	0
0	0	483	13400	5	0	0
0	0	321	13500	6	0	0
0	0	1147	13600	0	0	0